

# Digital Degree Download Process

Step-1: Open <https://ignou.samarth.edu.in> and Click New Registration button

Indira Gandhi National Open University

**ignou**  
THE PEOPLE'S UNIVERSITY  
Student Portal

**Sign In**

Username

Password

Captcha Verification ( Click on the text to change )

Click on New Registration

<https://ignou.samarth.edu.in/index.php/studentlogin/registration/register>

Step-2 : Go to choose programme then select your programme, your Name along with your enrolment number then enter the captcha and submit.

Indira Gandhi National Open University

**Instructions**

- Students are advised to use their own mobile and email address details for registration of account.

**Choose the Programme**

**Student Registration Form**

Select Programme  
Name (as on ID card)  
Enrolment Number

Select  
ACE : Appreciation Course on Environment (ODL)  
ACISE : ADVANCE CERTIFICATE IN INFORMATION SECURITY (ODL)  
ACPDPM : ADVANCED CERTIFICATE IN POWER DISTRIBUTION MANAGEMENT (ODL)  
ACPSD : Appreciation Course on Population and Sustainable Development (ODL)  
APDF : Awareness Programme on Dairy Farming (ODL)

© Project Samarth

Indira Gandhi National Open University

### Instructions


- Students are advised to use their own mobile and email address details for registration of account.

### Student Registration Form

Select Programme: BAG : BACHELOR OF ARTS (ODL)

Name (as on ID card): DEMO NAME

Enrolment Number: DEMOERN



quowzj

Click on the text to change

Submit

Enter Captcha →

© Project Samarth

**Step-3: An OTP will be sent to your registered email id which you have provided at the time of registration. Enter the OTP and clicksubmit.**

Indira Gandhi National Open University

**Info!**

Mail sent successfully to your registered email demo@example.com

Enter the one time password (OTP) sent to your email/mobile.

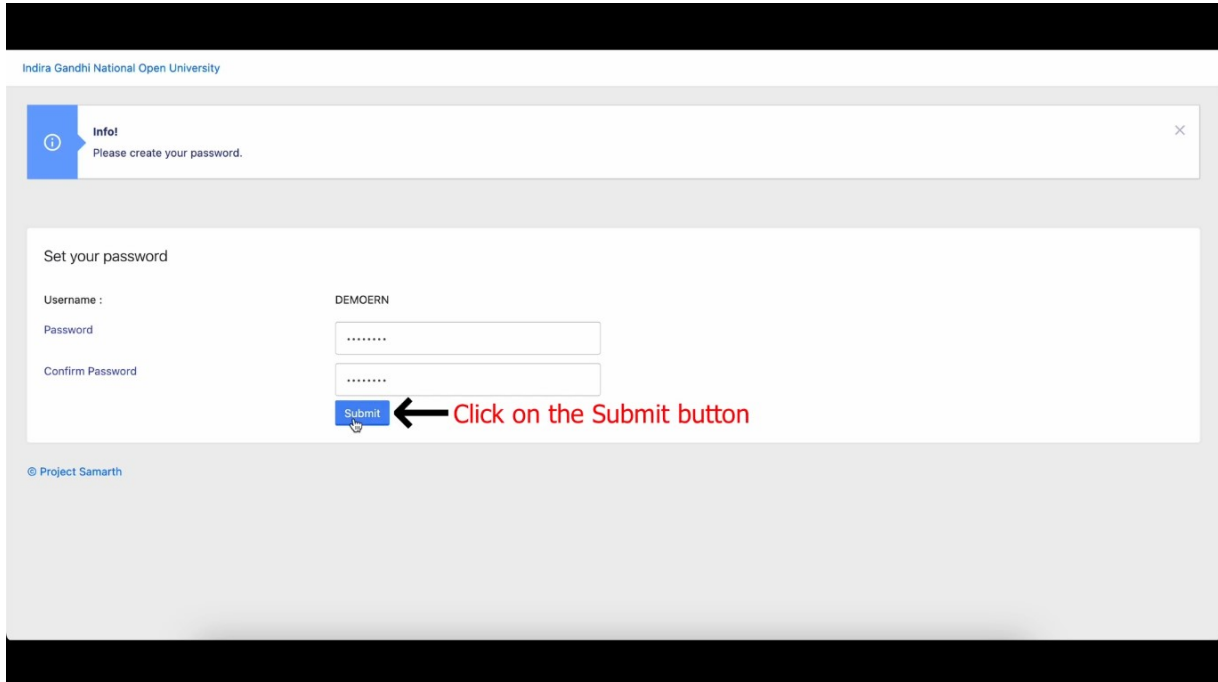
Enter the one time password (OTP) sent to your email/mobile: 865158

Submit

Click on the Submit Button ←

© Project Samarth

**Step-04:** You will be asked to create your password, so please create your new password and remember the same for future use (also remember your username).



Indira Gandhi National Open University

**Info!**  
Please create your password.

Set your password

Username : DEMOERN

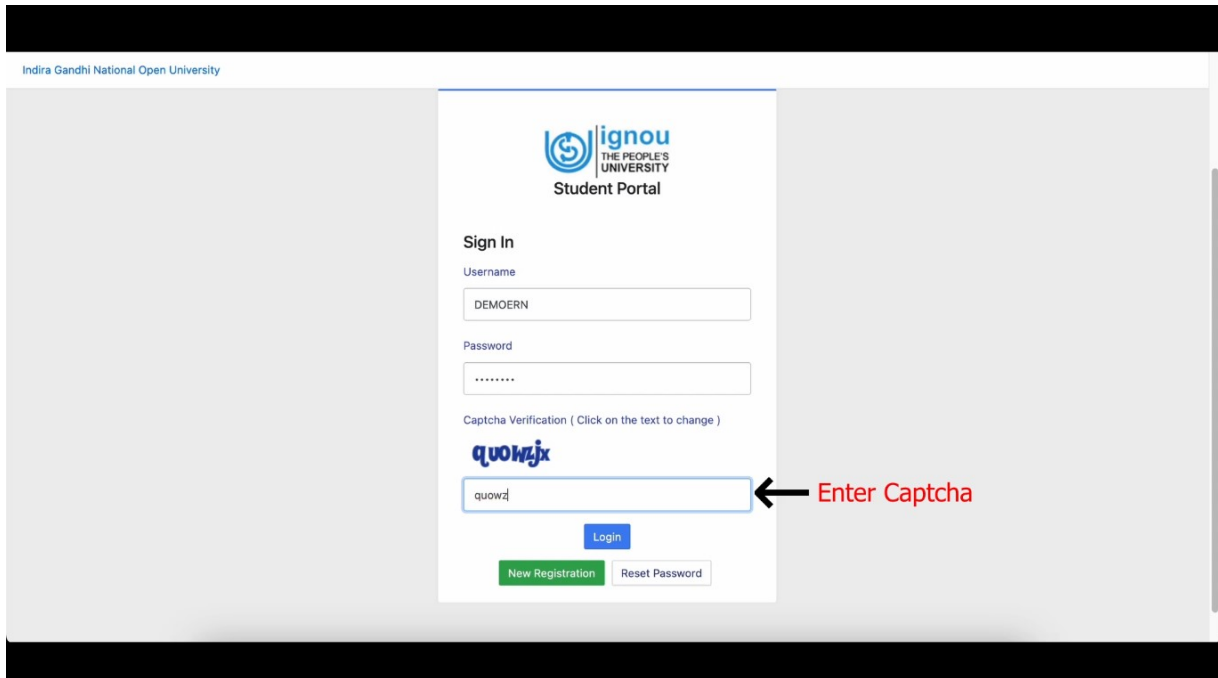
Password :

Confirm Password :

Click on the Submit button

© Project Samarth

**Step-05:** Again go to <https://ignou.samarth.edu.in> and login with credentials.



Indira Gandhi National Open University

**ignou**  
THE PEOPLE'S UNIVERSITY  
Student Portal

**Sign In**

Username :

Password :

Captcha Verification ( Click on the text to change )

**quowjx**

Enter Captcha

**Step-06: Then go and click to My Certificates**

The screenshot shows the IGNOU student dashboard. On the left sidebar, under the 'Student' section, the 'My Certificates' option is highlighted with a red arrow and the text 'Click on My Certificates'. The main content area shows a blue announcement banner, a 'BAG : BACHELOR OF ARTS' section with a 'CLICK HERE' button, and a copyright notice for Project Samarth.

**Step-07: Then click to All certificates go to download.**

The screenshot shows the IGNOU student dashboard with the 'All certificates' option highlighted in the left sidebar. The main content area displays a table of certificates. A red arrow points to the 'Download' button in the 'Action' column of the first row, with the text 'Click on the Download button to get Digital Degree'.

S.No	Type	Enrolment Number	Programme	Session	Certificate Number	Action
1	Digital Degree	DEMOERN	Bachelor of Science(HOSPITALITY & HOTEL ADMINISTRATION)	June 2007	IG36-XXX	<a href="#">Download</a>

**Step-8: Once downloaded open the PDF file in Adobe Acrobat Reader for Signed Digital Degree.**